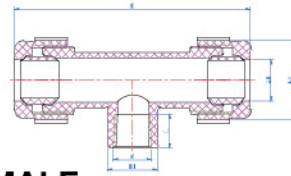


PLASTIC VALVES AND FITTINGS

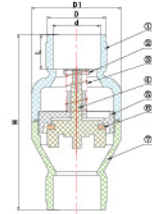


ITEM NO: UCC05



TEE, COMPRESSION X FEMALE

Nom Size	D	d	D1	L	L1	L2
1/2"	132.11	1/2"	28.3	19	23	44
3/4"	138.86	3/4"	34	20	28.8	50.4
1"	150.55	1"	40.6	23	34.4	56.7
1 1/4"	160.72	1 1/4"	50	25	43.8	68
1 1/2"	174.61	1 1/2"	56.5	21.5	50.5	75
2"	191.88	2"	69.5	31.5	61.3	89
3/4"X1/2"	138.86	1/2"	28.3	19	28.8	50.4



ITEM NO:UCV01

SPRING CHECK VALVE II

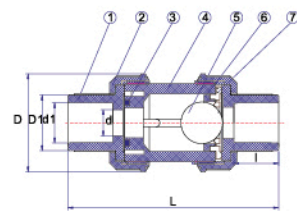
Specification of material

NO.	PART	MATERIAL	Q'TY
1	Exit body	PVC-U	1
2	Stainless Plug	STAINLESS STEEL	1
3	Spring	STAINLESS STEEL	1
4	Core	PVC-U	1
5	Core frame	PVC-U	1
6	O-Ring	NBR	1
7	Entrance body	PVC-U	1

SPRING CHECK VALVE II

Dimensions

Nom Size	D1	D	BS(d)	ANSI(d)	DIN(d)	L	H
15mm(1/2")	45.2	30.5	22	21.34	20	23	103
20mm(3/4")	45.2	35.5	26	26.67	25	27	113.6
25mm(1")	57.5	43	34	33.4	32	28	142
32mm(1 1/4")	79.6	52	42	42.16	40	30.6	156
40mm(1 1/2")	79.8	60.2	48	48.26	50	36	167.4
50mm(2")	103.6	72	60	60.33	63	40.6	194.8



ITEM NO:UBC02

BALL CHECK VALVE

Specification of material

NO.	PART	MATERIAL	Q'TY
1	End Connector	PVC	2
2	Union Nut	PVC	2
3	Stem O-Ring	EPDM,FPM(NBR)	1
4	Body	PVC	1
5	Ball	PVC	1
6	Gland	PVC	1
7	Seat	EPDM,FPM(NBR)	1

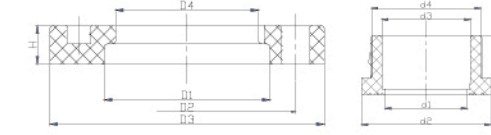
BALL CHECK VALVE

Dimensions

Nom Size	NPT Thd./in	BSPT Thd./in	JIS d1	BS d1	ANSI d1	DIN d1	d	D1	D	I	L
15mm(1/2")	14	14	22	22	21.34	20	15	27.5	51.3	20.5	105
20mm(3/4")	14	14	26	26	26.67	25	19.5	35.0	65.5	25	116.5
25mm(1")	11.5	11	32	34	33.4	32	25	41.6	73.7	28	130.5
32mm(1 1/4")	11.5	11	38	42	42.16	40	32	51.6	86.8	29.5	148.5
40mm(1 1/2")	11.5	11	48	48	48.26	50	40	60.9	102	34	168.5
50mm(2")	11.5	11	60	60	60.33	63	50	75	119.8	40	189



PLASTIC VALVES AND FITTINGS



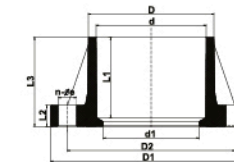
ITEM NO: UVF01

MATERIAL : PVC

VAN STONE FLANGE

Dimensions

Nom Size	d1	d2	d3	d4	h	D1	D2	D3	D4	H
2"	51	91.8	58	74.6	43.5	92.5	120	152.4	77.6	20.5
2 1/2"	68	107.2	73.4	90.6	49	107.6	140	177.6	92.6	24.8
3"	77.2	119.9	89.4	107	54.9	120.6	152.5	191.4	109.4	26.4
4"	102.4	152.5	110.4	131.8	64.8	153	191	229.7	134	28.5
6"	156	206	160.5	189.2	85	207.5	241	284	192.5	32
8"	204.2	260	201	237	119	261	296	342.2	239	36.2
10"	266.3	338	273.8	305.9	135	308	362	407	273	34.5
12"	316.4	394	324.6	361.5	162	363.5	432	484	330	36.5
125	126.6	142.4	123.5	168.4	74	250	145.55	191.5	127	22
140	132	140.6	162	181	81	181	159	251	178	25.5
225mm	200	274	225	247.5	118	126	250	294.5	229	32
250mm	242	327	250	282	133	140	284	350	274	34.5
315mm	299	377	315	345	165.5	174	347.5	402.5	328	36.5

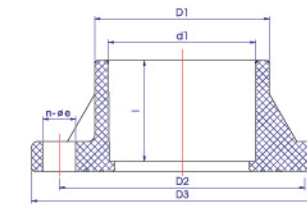


ITEM NO: UTF02

JIS FLANGE

Dimensions

Nom Size	D	d ANSI	d DIN	d JIS	d BS	D1	D2	d1	L1	L2	L3	n-φe
3/4"	35.3	26.67	25	26	26	100	75	22	35	15	40	4-φ15
1"	43	33.4	32	32	34	125	89	25	40	15	46	4-φ19
1 1/4"	49	42.16	40	38	42	135	100	30	44	16	50.5	4-φ19
1 1/2"	60.5	48.26	50	48	48	140	105	41	55	16	61.5	4-φ19
2"	73.5	60.33	63	60	60	155	120	52	63	20	71	4-φ19
2 1/2"	90.5	73.03	75	76	76	175	140	67	61	22	70	4-φ19
3"	105.5	88.9	90	89	89	185	150	78	64	22	73	8-φ19
4"	131	114.3	110	114	114	210	175	100	83.5	22	95	8-φ19



ITEM NO: UTF01

235PSI MAXIMUM INTERNAL PRESSURE RATING @73° F
MATERIAL : PVC

TS FLANGE

Dimensions

Nom Size	D1	D2	D3	d1 DIN	d1 ANSI	d1 JIS	d1 BS	I	n-φe
1/2"	30	60.5	89	20	21.34	22	22	22	4-16
3/4"	34	70.5	98	25	26.67	26	26	23.5	4-16
1"	42.5	79.5	108	32	33.4	32	34	25.5	4-16
1 1/4"	52	89.5	118	40	42.16	38	42	32	4-16
1 1/2"	61.5	98.5	127	50	48.26	48	48	32.5	4-19
2"	76	120.5	151.5	63	60.33	60	60	35.8	4-19
2 1/2"	89.5	139.5	177.3	75	73.03	76	76	41	4-19
3"	107.5	152.5	191	90	88.9	89	89	48.5	4-19
4"	130.5	190.5	228.5	110	114.3	114	114	58.5	8-19
5"	165	210	250	140	141.3	140	140.8	104	8-23
6"	188	240	280	160	168.3	165	168.3	132	8-23
8"	238	296	330	200	219.1	216	219.1	136	12-23
10"									